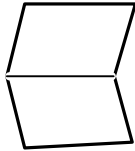
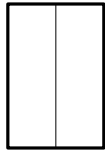


Things to Know

Hamburger Fold-Fold horizontally



Hotdog Fold- Fold vertically



Folds- Labeled with a small line to show where the fold is and the words “hamburger fold” or “hotdog fold.”

Dotted Lines-These are the cutting lines

Cover Labels- Most of the booklets that are folded look nicer with a label on top instead of just a blank space. They will be labeled “cover label.”

So where do the mini-booklets go?

A color-coded and labeled KEY is included. This key shows you where all of the mini-booklets go in each folder. Keep this page handy! You'll also see at the top of the mini-booklet pages another graphic that shows once again where to place the booklet in each folder. So there are TWO ways to see where to place the booklet. We made it easy! You won't get lost.

How do we use the book with the lapbook?

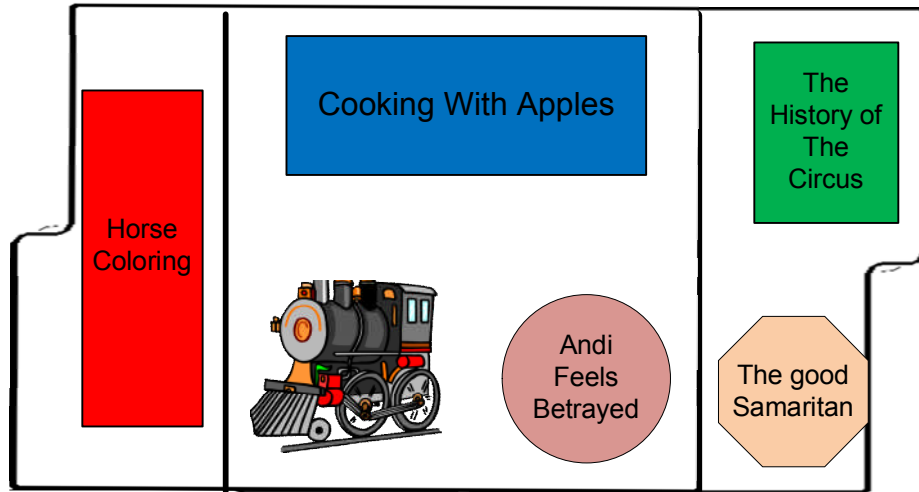
The lapbook is meant to be completed chapter by chapter. The top of each mini-booklet page lists the chapter(s) that you will need to read before beginning the mini-booklet. Extra informational pages to expand your knowledge of Andi and the 1880's are included. When to read the chapters is included on the mini-booklet page. *Please note: some of the mini-booklets are worked throughout the reading of the book. We will let you know which ones these are. Before reading the book, look through the mini-booklets to see which ones need information from the book. It will be helpful to have these in mind as you are reading.

Lapbook Assembly Choices

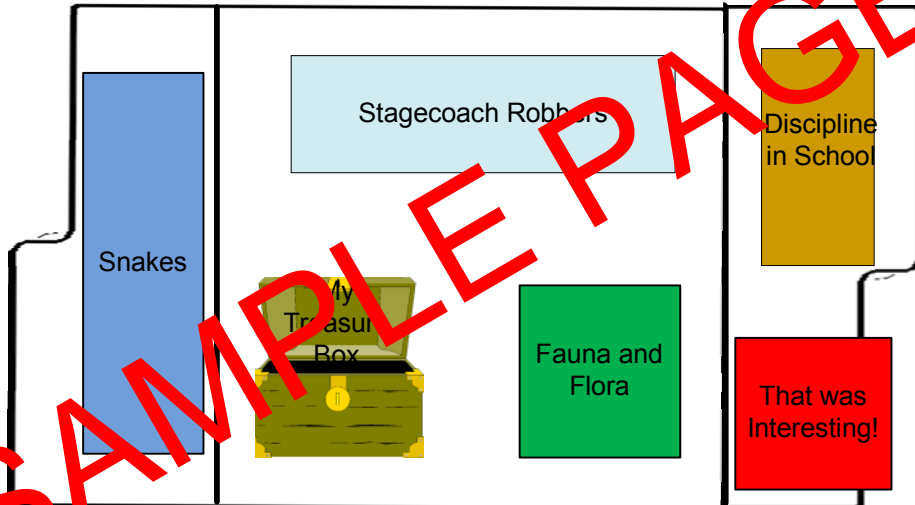
Choice #1 -Do not glue your folders together until you have completely finished all three folders. It is easier to work with one folder instead of two or three glued together.

Choice #2 -Glue all of your folders together before beginning. Some children like to see the entire project as they work on it. It helps with keeping up with which folder you are supposed to be working in. The choices are completely up to you and your child!

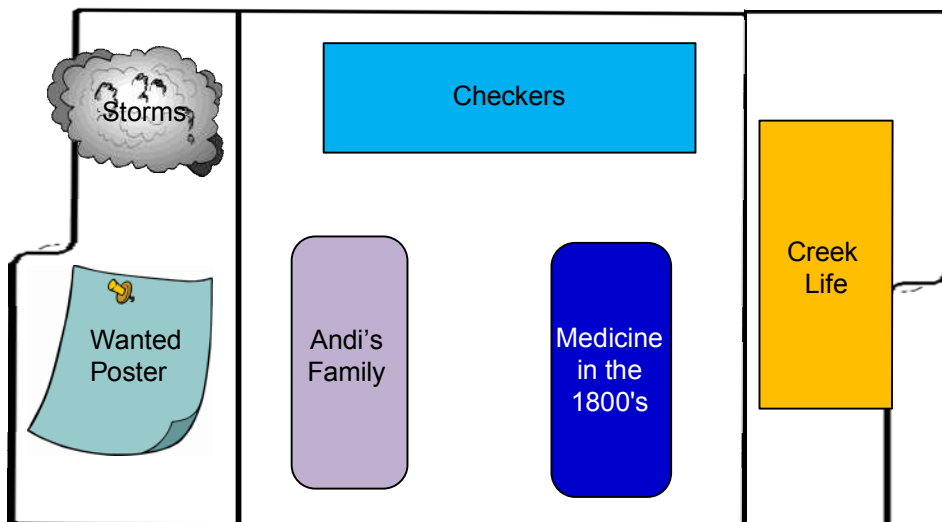
Folder 1



Folder 2



Folder 3





Contents

The Coloring of Horses
The History of Canning
Johnny Appleseed
The Railroad
Andi Feels Betrayed
The History of the Circus
Stagecoach Robbing
Storing Your Treasures in Heaven
A Rattlesnake's Rattle
Discipline in an 1880 School
Flora and Fauna of California
Something Interesting That I Learned!
History of Checkers
What Causes a Storm?
Creeks
The Wanted Poster
Andi's Family
Medicine in the 1880s

SAMPLE PAGE


The History of the Railroad

Andi's new-found sister Katherine, along with her three children, arrive in Fresno via the Central Pacific Railroad. At the end of the book, they board the train to San Francisco. Andi learns from Justin that when her sister was young, the railroad—and Fresno—did not exist. To Andi, this news is unreal! When hasn't there been a railroad? Just like Andi, you may have a hard time believing that at one time your parents did not have a Wii, a Play station, or even a computer! All around us, things are continually changing.

The history of the railroad begins in 1803 in England. The first steam train replaced the horse-drawn carts on the rails. It carried 70 men, 10 tons of coal, and 5 wagons for 9 miles. It took 2 hours! By 1827, the railroad was beginning to take form in the United States. Peter Coope designed and built a steam train called the "Tom Thumb." The Tom Thumb was America's first steam-powered train.

As the West became populated, Americans had a dream of connecting the East to the West with one railroad. This dream came true in May 1869, when the Union Pacific (from the east) and Central Pacific (from the west) railroads met. Now, instead of the overland trip from the east coast to the west coast taking months, a person could travel in a week or two.


A few years later, George Westinghouse invented and patented the first automatic air brakes for trains. Before his invention, each car of the train had to be stopped manually by different brakemen when they received a signal from the engineer. This method caused frequent train accidents.



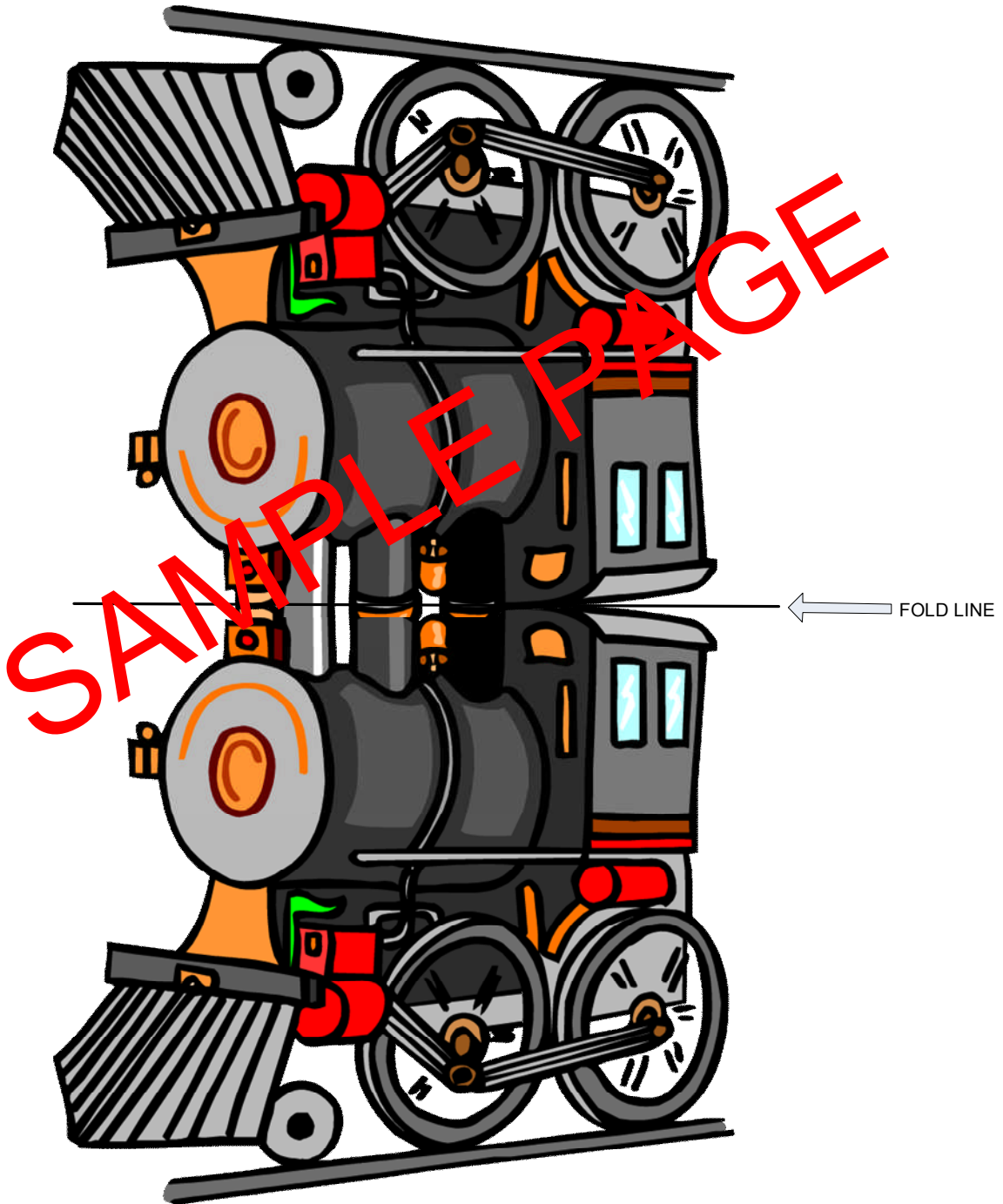
However, Westinghouse's new invention allowed all of the cars to brake together, and they could be stopped with great accuracy. It was such a great invention that his air brakes are still used on today's trains.

Chapter 5

Folder 1



Cut out the train as one booklet (Do NOT cut the fold line). Fold in half along fold line and glue into lapbook. Use with “**The History of the Railroad**” study guide. Inside, write two things you learned about the railroads that you didn’t know before.



Stagecoach Robbing

Andi wasn't excited to hear that her new brother-in-law might be a stagecoach robber. Just what did that mean? Why would people rob stagecoaches?

One of the places where stagecoaches were robbed was along the road to the Yosemite Valley in the Sierra Nevada range. Yosemite National Park is in east-central California and is our nation's first national park. But in Andi's time, 1880, Yosemite was not a national park. It was a rugged, beautiful, mountainous region that people like John Muir wrote about in the 1850s. It didn't take long for word to get around about the area's beauty. The Yosemite Valley and the Mariposa Grove (where the largest trees in the world—the giant sequoias—grow) became a destination for tourists.



In 1877, the new Yosemite Stage and Turnpike Company began offering trips to Yosemite for \$45 round trip (an expensive trip if you consider a common person earned about a dollar a day back then). Only rich folks could afford these early trips. They boarded the stagecoach and braved the narrow, steep, mountainous roads. Because the wealthy were on these stages, it did not take robbers long to figure out they were easy targets.

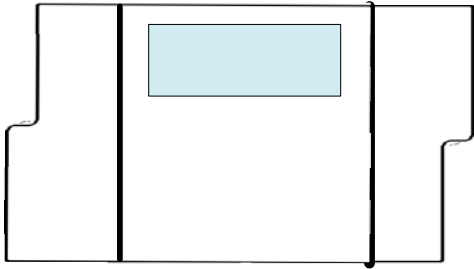
The robbers—also known as “highwaymen” or “road agents”—held up the stage in the middle of nowhere and took watches, rings, money, and even buttons! They also demanded the cash box the driver often carried under his seat.

You would think these robberies would have scared visitors away, but in an odd way they were looked at as “romantic,” especially by the ladies. While the male passengers were on the alert, prepared for the terrible confrontation, the women took it differently. One lady asked, “Do you think they will rob us this trip?” “Oh, no, madam,” came the station master's reply. “There is no danger at all.” “Oh,” the lady said, downcast. “I do wish they would!” The idea of a romantic encounter with a real, live robber in the dark forests of a mountain trail added excitement to the women's daily lives.


The Yosemite road wasn't the only route where stagecoach robbers found rich pickings. Any road not traveled often was fair game. California had its fair share of stagecoach robbers. The most famous was Black Bart. He added to the romantic theme because he was always a gentleman to the ladies. Sometimes he left behind poems! There was an \$800.00 reward for his capture. In 1883, during one of his robberies of a Wells Fargo stage, Black Bart was shot and killed.

By 1907, most stagecoaches were replaced with passenger trains, which are a lot harder to rob.

Folder 2



Cut out these 2 pieces and the 2 pieces from the next page. Stack in order of height (shortest to longest) with title on top. (Text on each piece should show at the bottom). Staple together at the top and glue into lapbook. Answer the questions.



Stagecoach Robbers

SAMPLE PAGE

What were “road agents”?

Why did road agents rob the Yosemite stage?

SAMPLE PAGE

Write how you would feel and what you would do if the stage you were traveling in was robbed.

Creeks

When Andi and her friends set out to go fishing, they discover a man lying face down in a dried-up creek. Later, that same creek is a raging flood and Andi almost loses her life. How could one creek have two such vastly different appearances within a month?

First of all, we should define “creek.” A creek is a running length of water. Creeks are smaller than rivers and not has deep. Most creeks are shallow and lined with stones and pebbles. Creeks flow in one direction, and the speed of the flow varies depending on the type of terrain that it is passing over. A creek may rush down a mountainside at tremendous speed or trickle along the flat part of a valley.

The bottom of a slow-moving creek is a haven for all kinds of aquatic creatures because of the many branches, leaves, dirt, twigs, and even logs found in the water. They leave behind deposits that are rich in all types of minerals, algae, sediment, and even insects.


Dozens of varieties of aquatic insects are found in creeks. They feed on the algae that are attached to twigs and rocks. Dragonflies, crayfish, mayflies, and mosquitoes are just a few of the animals living in and around creeks. Many kinds of fish live in creeks. The type of fish depends on the location of the creek. Salmon, minnows, trout, and suckers all live in creeks. Andi and her friends like to fish for rainbow trout.

The land that runs along each side of a creek is called the creek “bank.” Because of the great supply of food and algae, many animals like to live near creeks: salamanders, frogs, beavers, otters, and minks all live in or near creeks. They use the rich soil, cool waters, and supply of food to survive.



Many creeks flow year-round in places that have a lot of snow run-off or rain. In California, the snow melts in the Sierra range and the creeks are full during the spring and early summer. Once the snow has melted, the creeks dry up. However, sudden rainstorms in the mountains can fill the creeks quickly, bring water rushing down in a flood.

Folder 3



Throughout the whole book

Cut out the booklet as one piece. Hotdog fold in half. Cut on the dotted lines to form four flaps. . Glue into lapbook. Under each flap, answer the questions about a creek.

HOTDOG FOLD

The main template for Folder 3 is a large rectangle divided into four horizontal sections by dotted lines. A vertical line runs down the right side of the first three sections, labeled 'GLUE'. The questions are:

- What is a creek?
- Why do aquatic animals like to live in creeks?
- Why do animals live near creeks?
- Why do some creeks dry up?

A large red diagonal watermark 'SAMPLE PAGE' is overlaid across the center of the page.